

CALIBRATION CLIMATIC CHAMBER

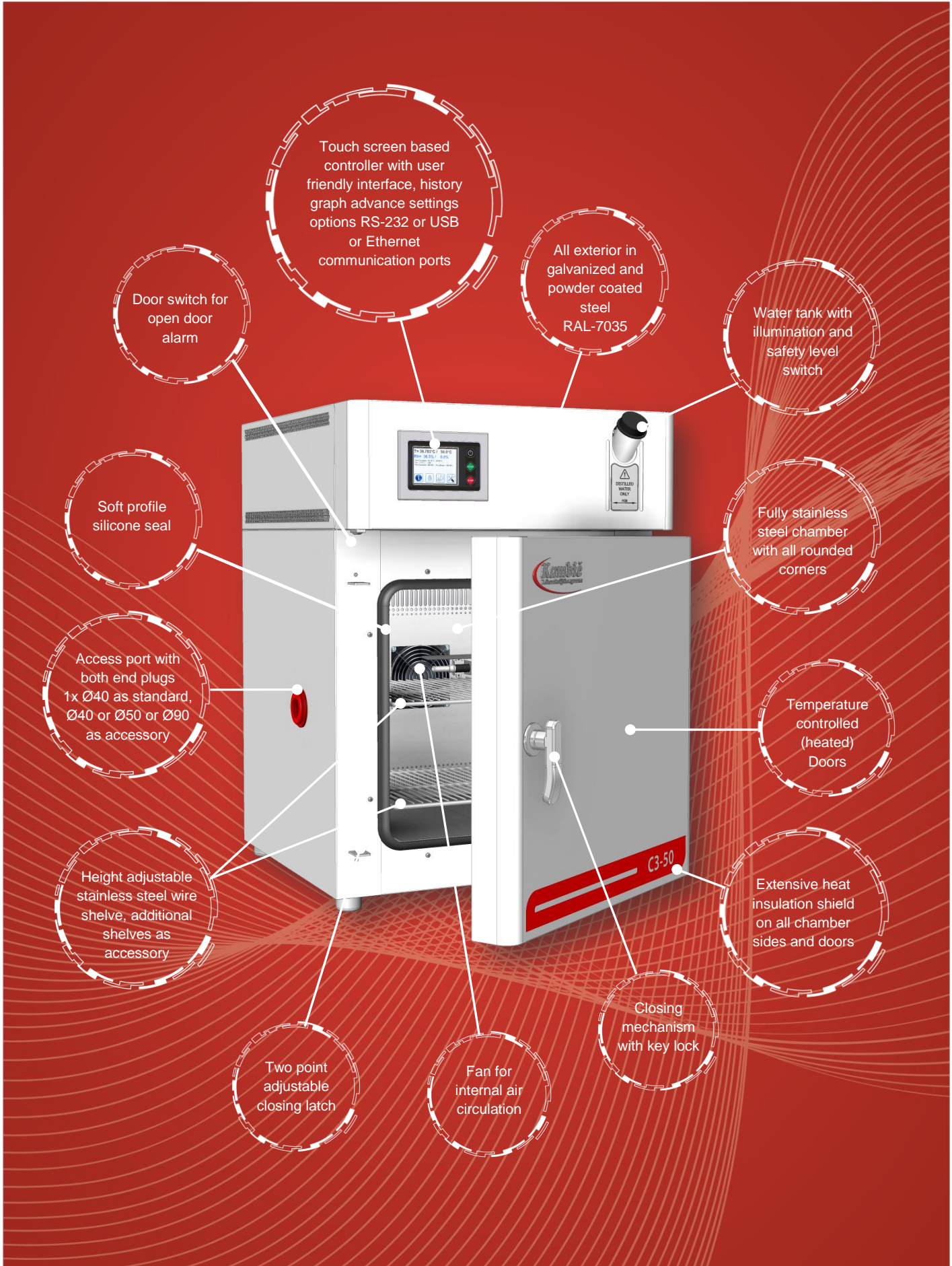
(+ 10 °C...+ 55 °C)

C3-50

Calibration climatic chamber - metrology performance:

- Perfect for calibration of air temperature and relative humidity sensors
 - Superior temperature & humidity control and uniformity
 - Convenient Front Access – Side Access for Cables & Probes
 - Stable, silent, vibration free climatic conditions
 - Data loggers and sensors calibration
 - World-class metrology performance
 - Mixed flow humidity control
 - Cascade PID control





Touch screen based controller with user friendly interface, history graph advance settings options RS-232 or USB or Ethernet communication ports

All exterior in galvanized and powder coated steel RAL-7035

Water tank with illumination and safety level switch

Door switch for open door alarm

Fully stainless steel chamber with all rounded corners

Soft profile silicone seal

Temperature controlled (heated) Doors

Access port with both end plugs 1x Ø40 as standard, Ø40 or Ø50 or Ø90 as accessory

Extensive heat insulation shield on all chamber sides and doors

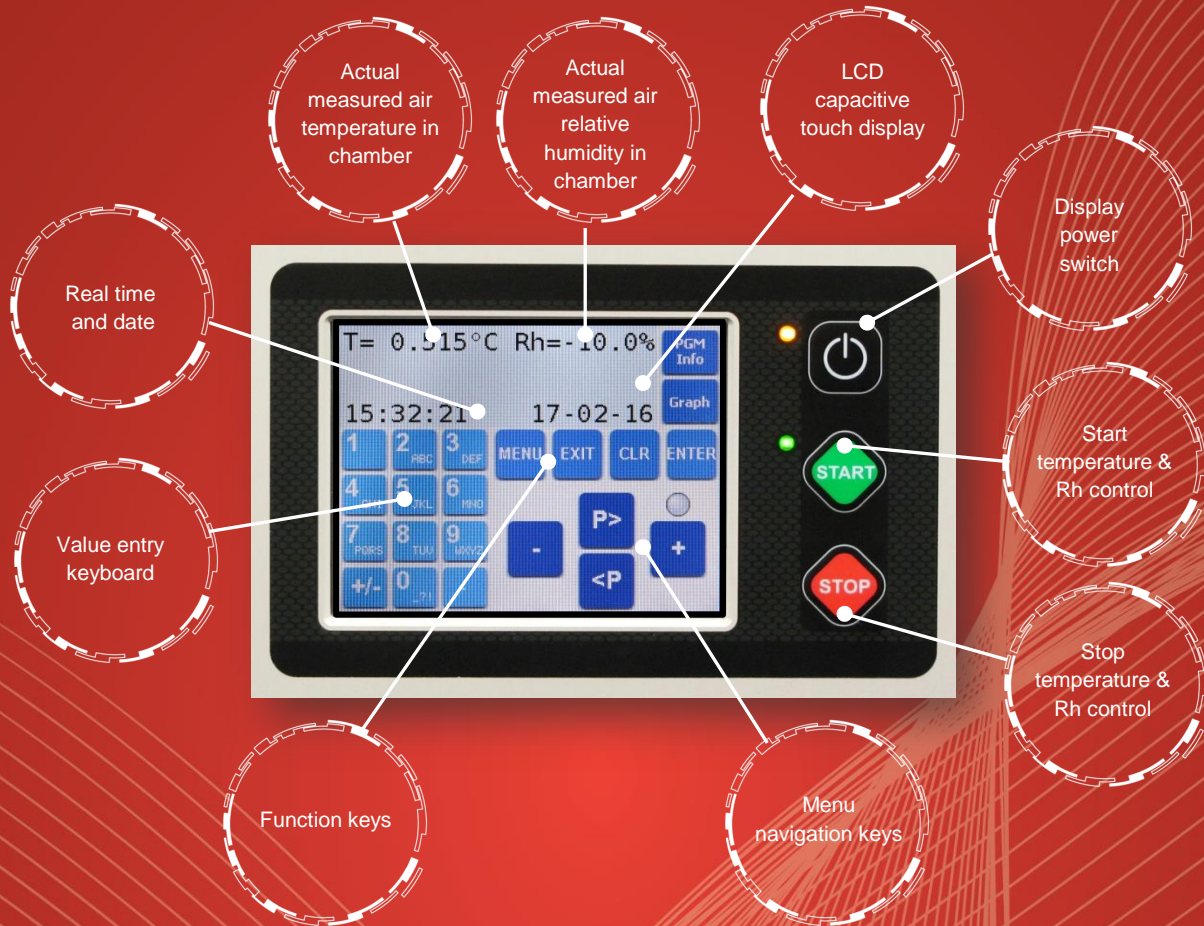
Height adjustable stainless steel wire shelve, additional shelves as accessory

Closing mechanism with key lock

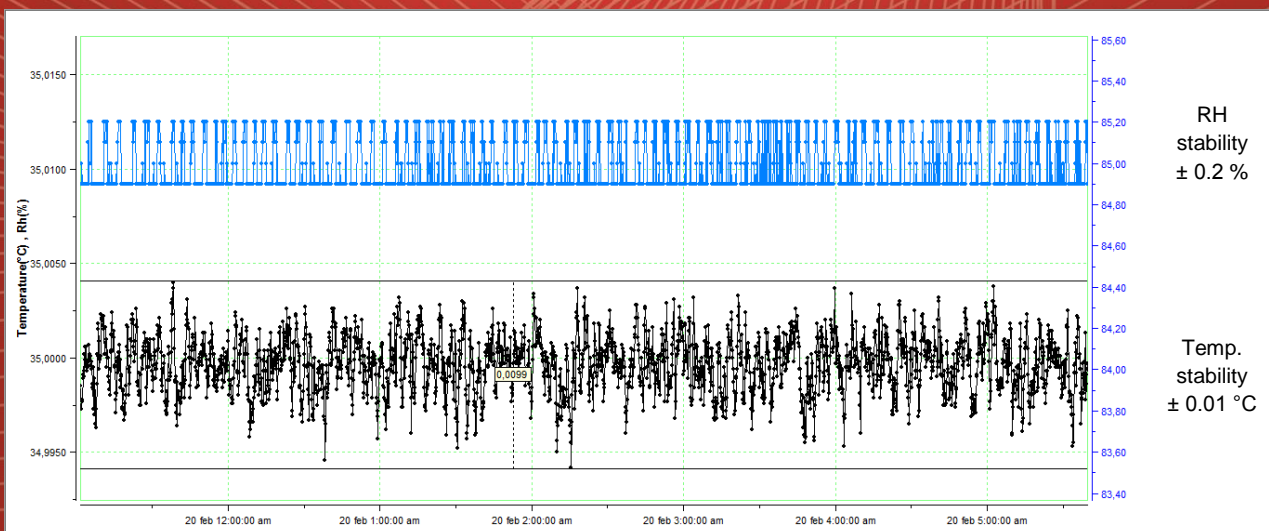
Two point adjustable closing latch

Fan for internal air circulation

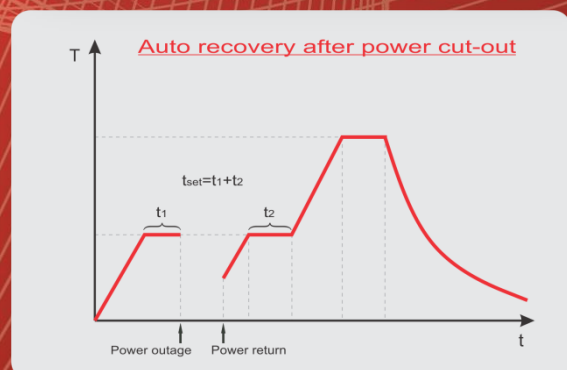
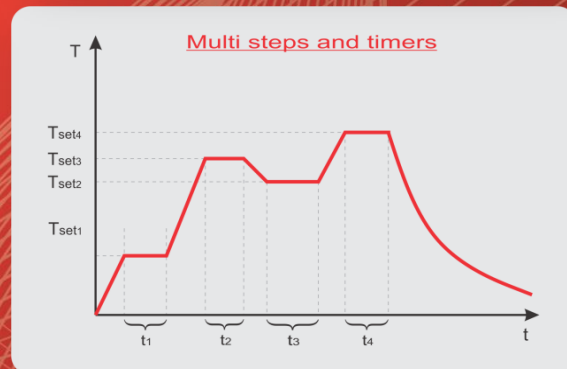
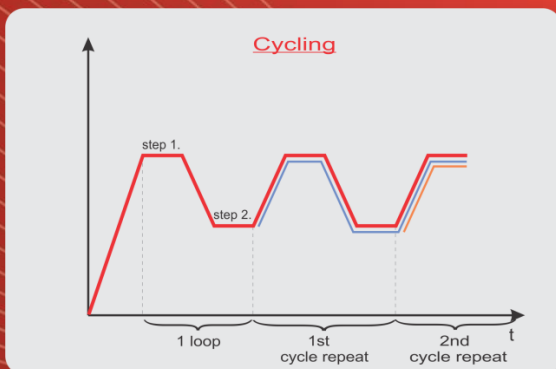
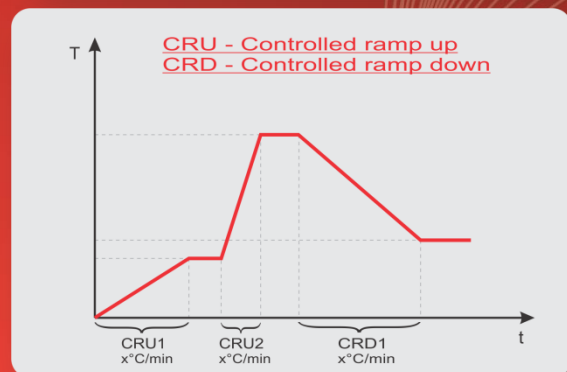
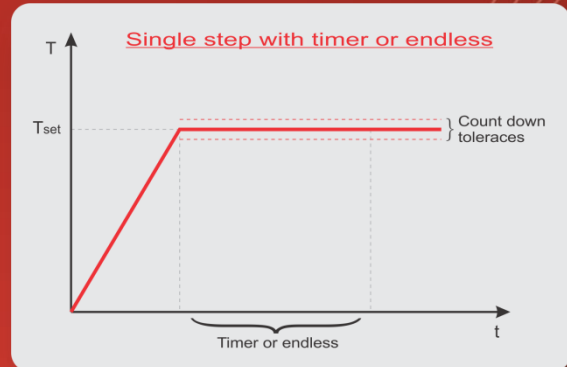
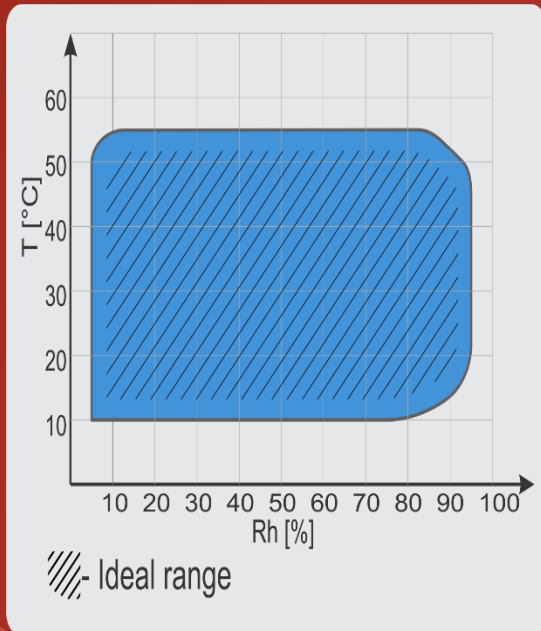
User interface:




Chamber temperature & Rh stability at + 35 °C and 85 % Rh:



Controller functions:



Technical data:

	C3-50
	
External dimensions (WxHxD) in mm	570 x 800 x 615
Internal dimensions (WxHxD) in mm	400 x 400 x 360
Volume (L)	57
Temperature range (°C)	+ 10 ...+ 55
Temperature display resolution (°C)	0.001
Temperature set resolution (°C)	0.1
Temperature stability (°C)	± 0.02 °C
Temperature uniformity (°C)	0.5 (reference to any point in chamber)
Relative humidity range (%)	5...95
Relative humidity display resolution (%)	0.1
Relative humidity set resolution (%)	0.1
Relative humidity stability (%)	± 0.2 @ 21 °C, 50 % Rh (better than ± 0.8 full range)
Relative humidity uniformity (%)	Less than 2 % (full range)
Temperature control	Cascade PID
Relative humidity control	Mixed flow
Heating and cooling	Solid state thermoelectric
Time to stable set-point	40 min to any point in range
Power supply	230 V 50/60 Hz
Wattage (W)	800
Compressed air supply	Min. 5 bar, 95 l/min
Interface	RS 232 (USB or Ethernet as option)
Shelve	1 (max 4)
Shelve capacity (kg)	15
Max capacity (kg)	30
Access port (mm)	1 x Ø 40 left wall as standard, Ø 40, Ø 50, Ø 90 (accessory) (different door options)
Noise (dBA) @ 1 m distance	< 50
Weight (kg)	~79

*All performance in controlled environment (Tambient = 22 °C ± 3 °C)!

*Accessories might affect performance!

Ordering information and accessories:

Description	Part no.
Calibration Climatic Chamber C3-50 with trolley	2664
USB interface	1466
Ethernet interface	1716
Shelve C3-50	2553
Access Port w. Plug Ø 40 mm right or door (Access port on door excludes door with 2 flanged ports)	2629
Access Port w. Plug Ø 50 mm right or door (Access port on door excludes door with 2 flanged ports)	608
Access Port w. Plug Ø 90 mm right or door (Access port on door excludes door with 2 flanged ports)	1731
C3-50 door with 2 flanged ports	2665
Multiple layer isolative glass for door flanged port	2666
Multiple layer isolative block for door flanged port	2667
Including capped silicone ports:	
2 x Ø 5 mm	
2 x Ø 6 mm	
2 x Ø 10 mm	
2 x Ø 15 mm	
Multiple layer isolative block for door flanged port (for customer individual ports)	2668
C3-50 Tool (Software Monitoring & History)	1663
Evaluation report – performed by Kambic	1719
Evaluation report (accredited ISO/IEC 17025:2017)	1777
Air compressor with tank	2669



