

TEMPERATURE CHAMBER

(- 40 °C ...+ 180 °C)

TK-68 CKLT

TK-105 CKLT

TK-190 CKLT


TK-340 CKLT

TK-500 CKLT

TK-1000 CKLT

- Material temperature resistance and product testing
 - Maintaining superior temperature stability
 - Sample conditioning prior to other tests
 - Data loggers and sensors calibration
 - Temperature controlled test polygon
 - World class metrology performance
 - Accelerated ageing
 - Stress tests





Fan for internal air circulation with speed control

Controller with user friendly interface, advance settings options, RS-232, (USB communication ports optionally)

2 level over temp. protection
 1. 5°C over set point heating disabled
 2. 10°C above max .tem mechanical shut off

All exterior in galvanized and powder coated steel.

Extensive heat insulation shield on all chamber sides and doors

Fully stainless steel chamber with 3 side double wall for superior air distribution

Parallel sealed with soft profile silicone seal to ensure perfect tightness

Heated observation window with illumination 370x420mm (as accessory) (On TK-68 CKLT as standard)

Access port with both end plugs Ø50 as standard (Additional access ports optionally)

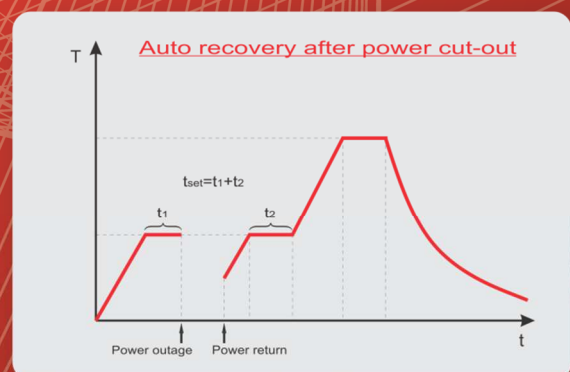
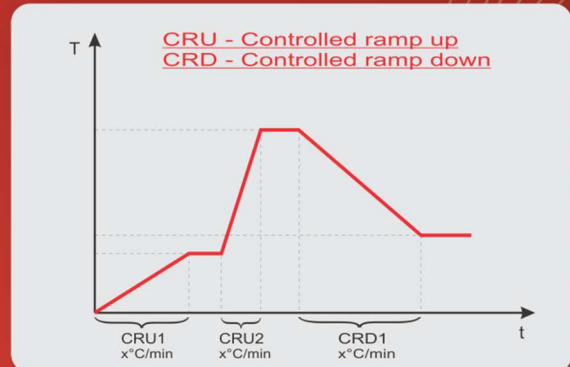
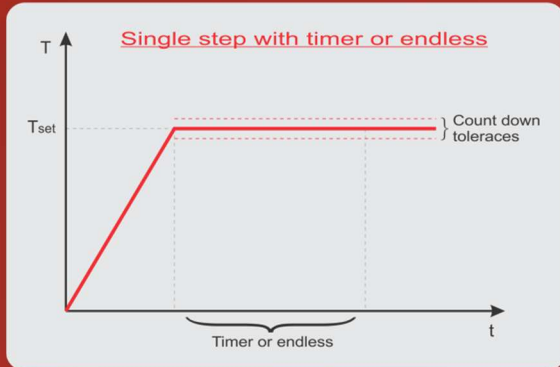
Height adjustable stainless steel wire shelves (1 wire shelf included, extra as accessory, also perforated shelves as accessory)

Heavy duty closing mechanism




Heavy duty swivel wheels with brake for simple manipulation

Full 4 side maintenance access to ref. system

Controller functions:



Technical data:

	TK-68 CKLT	TK-105 CKLT	TK-190 CKLT
			
External dimensions (WxHxD) in mm	650 x 1233 x 796	725 x 1560 x 845	834 x 1675 x 930
Internal dimensions (WxHxD) in mm	410 x 475 x 350	490 x 498 x 430	600 x 610 x 510
Volume (L)	~ 68	~ 105	~ 190
Temperature range (°C)	-40 ...+180	-40 ...+180	-40 ...+180
Heat up rate (°C/min) EN 60068-3-5	4,2	3,0	1,7
Cool down rate (°C/min) EN 60068-3-5	2,0	1,7	3,2
Temperature display resolution (°C)	0.1	0.1	0.1
Temperature set resolution (°C)	0.1	0.1	0.1
Temperature stability (°C)	±0,3°C @ -40°C ±0,05°C @ 50°C ±0,05°C @ 90°C ±0,1°C @ 180°C	±0,4°C @ -40°C ±0,08°C @ 50°C ±0,1°C @ 90°C ±0,1°C @ 180°C	±0,5°C @ -40°C ±0,08°C @ 50°C ±0,1°C @ 90°C ±0,1°C @ 180°C
Temperature uniformity (°C)	±1,5°C @ -40°C ±0,3°C @ 50°C ±0,4°C @ 90°C ±1,5°C @ 180°C	±1,5°C @ -40°C ±0,3°C @ 50°C ±0,3°C @ 90°C ±1,5°C @ 180°C	±1,5°C @ -40°C ±0,6°C @ 50°C ±0,4°C @ 90°C ±1,5°C @ 180°C
Temperature control	PID	PID	PID
Power supply	230V 50/60Hz	230V 50/60Hz	230V 50/60Hz
Wattage (W)	2500	2600	2600
Interface	RS 232 (USB as accessory)	RS 232 (USB as accessory)	RS 232 (USB as accessory)
Shelve	1 (max 6)	1 (max 6)	1 (max 8)
Shelve capacity (kg)	25	35	35
Max capacity (kg)	40	60	80
Observation window	As standard	As accessory	As accessory
Access port (mm)	Ø 50 (left side)	Ø 50 (left side)	Ø 50 (left side)
Noise (dBA) @ 1 m distance	58	58	60
Weight (kg)	195	238	278

*All performance in controlled stable environment ($T_{\text{ambient}} = + 22 \text{ °C} \pm 3 \text{ °C}$)!

*Accessories might affect performance!

Technical data:

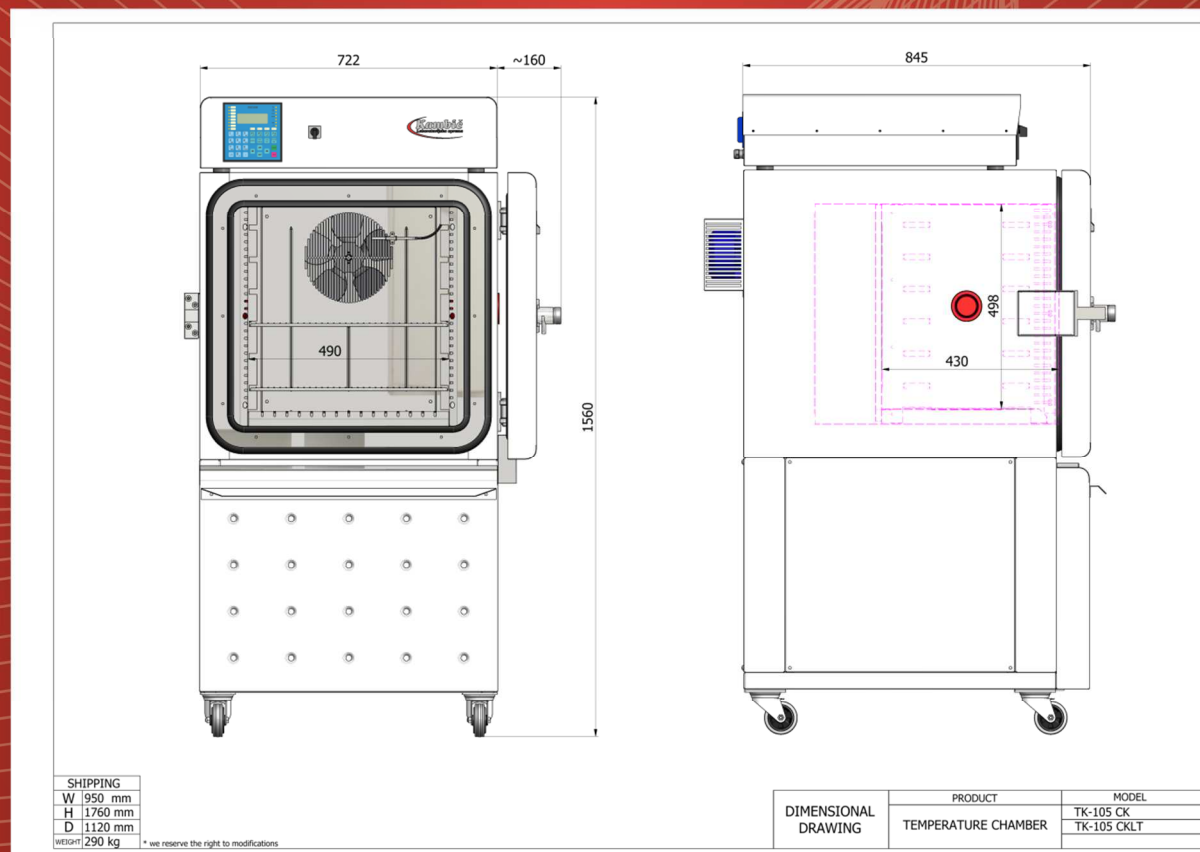
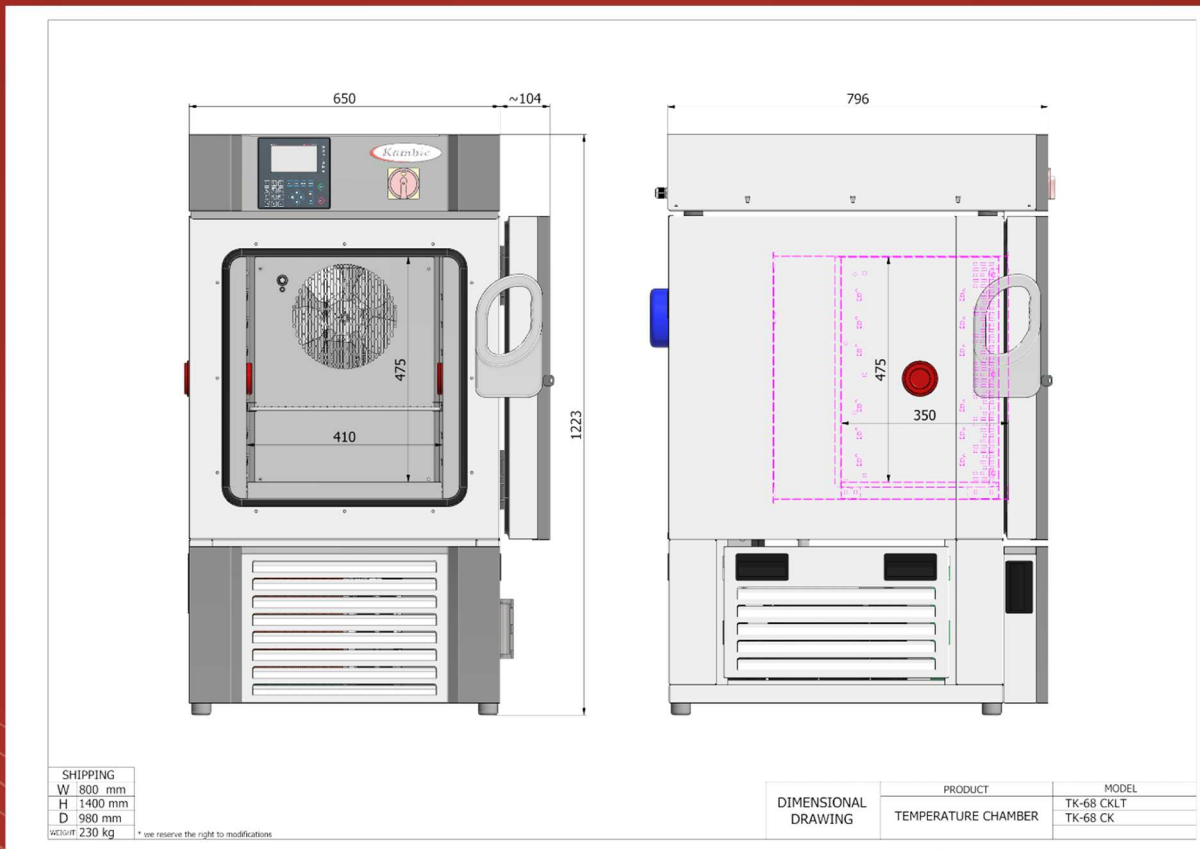
	TK-340 CKLT	TK-500 CKLT	TK-1000 CKLT
			
External dimensions (WxHxD) in mm	835 x 1895 x 1115	1035 x 1810 x 1270	1235 x 1930 x 1495
Internal dimensions (WxHxD) in mm	600 x 830 x 685	800 x 800 x 800	1000 x 1000 x 1000
Volume (L)	~ 340	~ 500	~ 1000
Temperature range (°C)	-40 ...+180	-40 ...+180	-40 ...+180
Heat up rate (°C/min) EN 60068-3-5	2,4	3,0	3,0
Cool down rate (°C/min) EN 60068-3-5	2,1	1,2	1,8
Temperature display resolution (°C)	0.1	0.1	0.1
Temperature set resolution (°C)	0.1	0.1	0.1
Temperature stability (°C)	±0,5°C @ -40°C ±0,08°C @ 50°C ±0,1°C @ 90°C ±0,1°C @ 180°C	±0,5°C @ -40°C ±0,06°C @ 50°C ±0,1°C @ 90°C ±0,1°C @ 180°C	±0,5°C @ -40°C ±0,05°C @ 50°C ±0,1°C @ 90°C ±0,1°C @ 180°C
Temperature uniformity (°C)	±1,5°C @ -40°C ±0,34°C @ 50°C ±0,41°C @ 90°C ±1,5°C @ 180°C	±0,5°C @ -40°C ±0,3°C @ 50°C ±0,4°C @ 90°C ±1,0°C @ 180°C	±0,5°C @ -40°C ±0,4°C @ 50°C ±0,5°C @ 90°C ±1,0°C @ 180°C
Temperature control	PID	PID	PID
Power supply	230V 50/60Hz	3x400V 50/60Hz	3x400V 50/60Hz
Wattage (W)	2600	8000	9000
Interface	RS 232 (USB as accessory)	RS 232 (USB as accessory)	RS 232 (USB as accessory)
Shelve	1 (max 8)	1 (max 8)	1 (max 8)
Shelve capacity (kg)	35	50	50
Max capacity (kg)	100	150	200
Observation window	As accessory	As accessory	As accessory
Access port (mm)	Ø 50 (left side)	Ø 50 (left side)	Ø 50 (left side)
Noise (dBA) @ 1 m distance	60	62	65
Weight (kg)	324	435	604

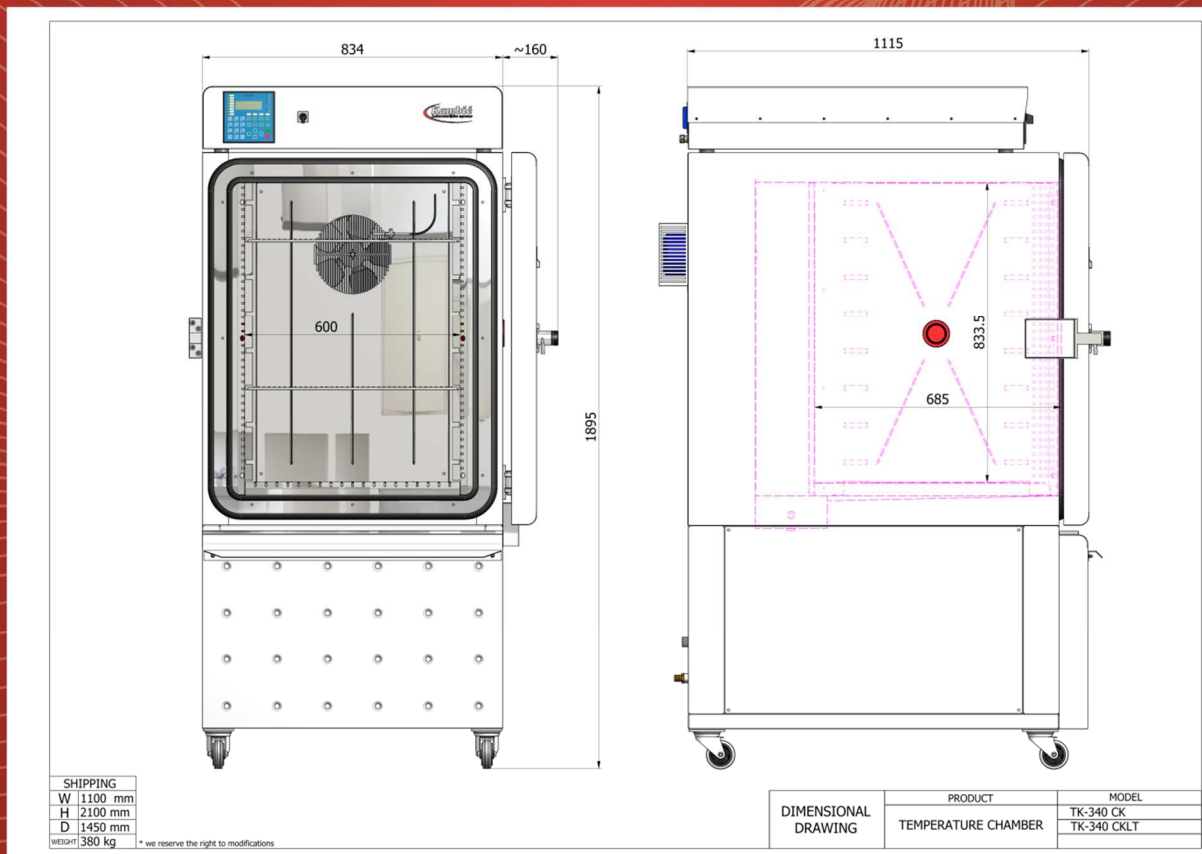
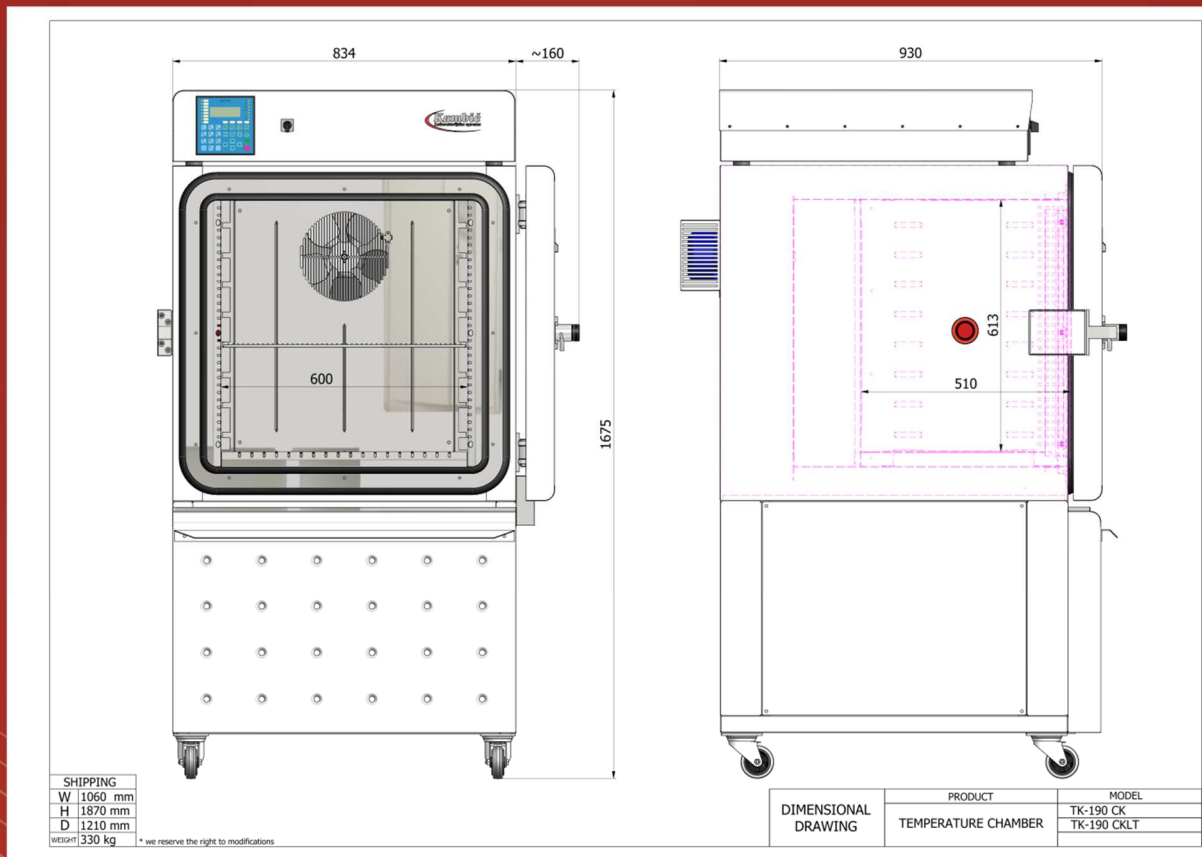
*All performance in controlled stable environment ($T_{\text{ambient}} = + 22 \text{ °C} \pm 3 \text{ °C}$)!

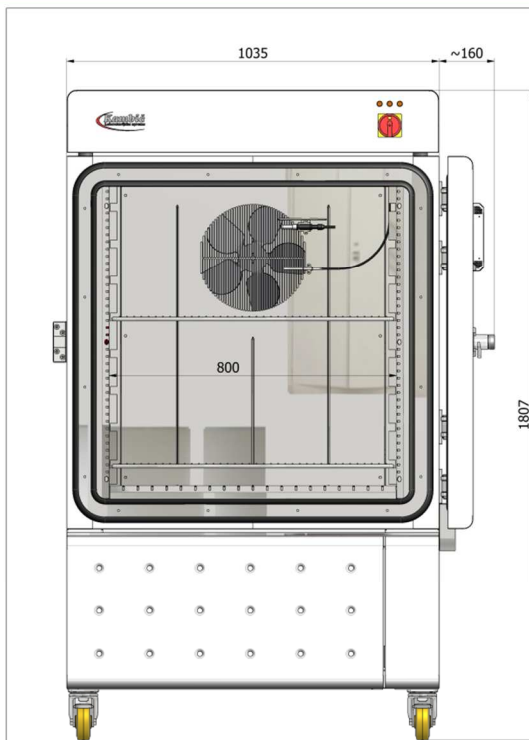
*Accessories might affect performance!

Ordering information and accessories:

Description	Part no.
Temperature chamber TK-68 CKLT	791
Temperature chamber TK-105 CKLT	2510
Temperature chamber TK-190 CKLT	2513
Temperature chamber TK-340 CKLT	2516
Temperature chamber TK-500 CKLT	1746
Temperature chamber TK-1000 CKLT	2519
Shelve wire TK-68 CKLT	792
Shelve wire TK-105 CKLT	951
Shelve wire TK-190 CKLT	953
Shelve wire TK-340 CKLT	956
Shelve wire TK-500 CKLT	958
Shelve wire TK-1000 CKLT	960
Shelve perforated TK-68 CKLT	793
Shelve perforated TK-105 CKLT	1726
Shelve perforated TK-190 CKLT	1728
Shelve perforated TK-340 CKLT	957
Shelve perforated TK-500 CKLT	959
Shelve perforated TK-1000 CKLT	961
Access Port w. Plug Ø 50 mm right (specify position)	608
Access Port w. Plug Ø 90 mm right (specify position)	1731
Observation window with illumination 370x420mm (TK-105 CKLT, TK-190 CKLT, TK-340 CKLT, TK-500 CKLT, TK-1000 CKLT)	252
Trolley for TK-68 CKLT	794
USB interface	1466
TK-Tool (Software Monitoring & History)	1663
Password protection	1718
Evaluation report 9 points, 3 temperatures - performed by Kambic	1719
Evaluation report 9 points, 3 temperatures - Accredited	1852

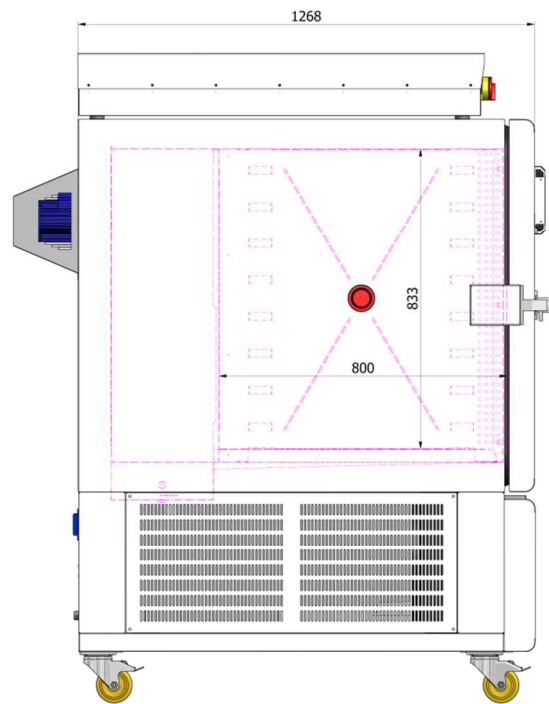




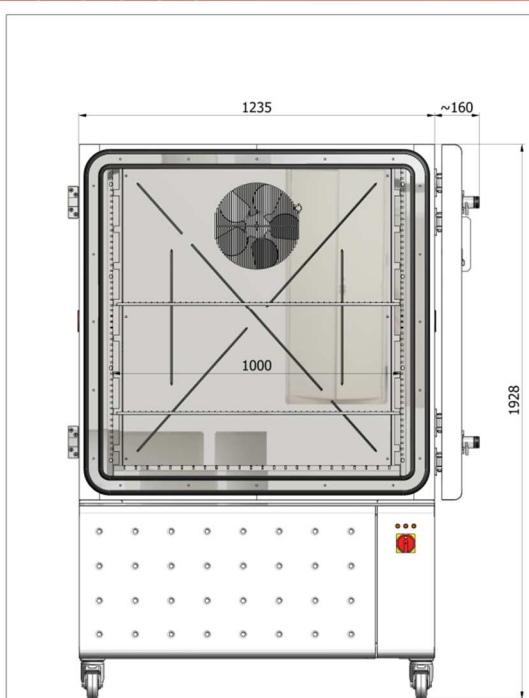


SHIPPING	
W	1270 mm
H	2060 mm
D	1630 mm
WEIGHT	620 kg

* we reserve the right to modifications

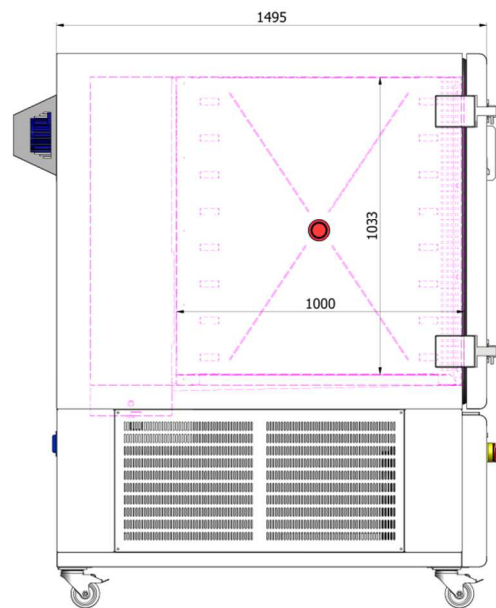


DIMENSIONAL DRAWING	PRODUCT	MODEL
	TEMPERATURE CHAMBER	TK-500 CK TK-500 CKLT



SHIPPING	
W	1450 mm
H	2135 mm
D	1815 mm
WEIGHT	695 kg

* we reserve the right to modifications



DIMENSIONAL DRAWING	PRODUCT	MODEL
	TEMPERATURE CHAMBER	TK-1000 CK TK-1000 CKLT